

# EVOLVE

## STUDENT'S BOOK

# 2

Lindsay Clandfield, Ben Goldstein, Ceri Jones,  
and Philip Kerr

عنوان: Evolve 2 Student's Book

مؤلفان: Espinosa, Octavio Ramirez

شابک: ۹۷۸-۱-۱۰۸-۴۰۵۲۶-۳

نوبت چاپ: اول-۱۴۰۳

ناظر چاپ: کریم افسری

ناشر: نیلاب زبان گستر

تیراژ: ۵۰۰ نسخه

چاپ و صحافی: واصف

قیمت: ۲۴۵۰۰۰ تومان

عنوان و نام پدیدآور	: Evolve ۲ Student's book [Book] / Lindsay Clandfield, Ben Goldstein, Ceri Jones, Philip Kerr
موضوعات نشر	: تهران: نشر نیلاب زبان گستر، ۱۴۰۳ = ۲۰۲۴ م.
موضوعات ظاهری	: ۱۷۴ ص: ۲۲ × ۲۹ سم.
وضعیت فهرست نویسی	: فیا
یادداشت	: زبان: انگلیسی.
یادداشت	: Lindsay Clandfield, Ben Goldstein, Ceri Jones, Philip Kerr.
یادداشت	: افسست.
آوانویسی عنوان	: ای وولو...
موضوع	: زبان انگلیسی -- مکالمه و جمله سازی
موضوع	: English language -- Conversation and phrase books
موضوع	: زبان انگلیسی گفتاری
موضوع	: English language -- Spoken English
موضوع	: زبان انگلیسی -- کتاب های درسی برای خارجیان
موضوع	: English language -- Textbooks for foreign speakers
شماره افزوده	: کلنفیلد، لینزی
شماره افزوده	: Clandfield, Lindsay
رده بندی کنگره	: ۱۱۳۱PE
رده بندی دیویی	: ۲۴/۴۲۸
شماره کتابشناسی ملی	: ۹۷۵۵۹۳۲

# CAMBRIDGE UNIVERSITY PRESS

University Printing House, Cambridge CB2 8BS, United Kingdom

One Liberty Plaza, 20th Floor, New York, NY 10006, USA

477 Williamstown Road, Port Melbourne, VIC 3207, Australia

314-321, 3rd Floor, Plot 3, Splendor Forum, Jasola District Centre, New Delhi - 110025, India

79 Anson Road, #06-04/06, Singapore 079906

Cambridge University Press is part of the University of Cambridge.

It furthers the University's mission by disseminating knowledge in the pursuit of education, learning, and research at the highest international levels of excellence.

[www.cambridge.org](http://www.cambridge.org)

Information on this title: [www.cambridge.org/9781108405249](http://www.cambridge.org/9781108405249)

© Cambridge University Press 2019

This publication is in copyright. Subject to statutory exception and to the provisions of relevant collective licensing agreements, no reproduction of any part may take place without the written permission of Cambridge University Press.

First published 2019

20 19 18 17 16 15 14 13 12 11 10 9 8 7 6 5 4 3 2 1

Printed in Dubai by Oriental Press

A catalogue record for this publication is available from the British Library

ISBN 978-1-108-40524-9 Student's Book

ISBN 978-1-108-40505-8 Student's Book A

ISBN 978-1-108-40917-9 Student's Book B

ISBN 978-1-108-40526-3 Student's Book with Practice Extra

ISBN 978-1-108-40506-5 Student's Book with Practice Extra A

ISBN 978-1-108-40919-3 Student's Book with Practice Extra B

ISBN 978-1-108-40898-1 Workbook with Audio

ISBN 978-1-108-40863-9 Workbook with Audio A

ISBN 978-1-108-41192-9 Workbook with Audio B

ISBN 978-1-108-40516-4 Teacher's Edition with Test Generator

ISBN 978-1-108-41065-6 Presentation Plus

ISBN 978-1-108-41202-5 Class Audio CDs

ISBN 978-1-108-40788-5 Video Resource Book with DVD

ISBN 978-1-108-41446-3 Full Contact with DVD

ISBN 978-1-108-41153-0 Full Contact with DVD A

ISBN 978-1-108-41412-8 Full Contact with DVD B

Additional resources for this publication at [www.cambridge.org/evolve](http://www.cambridge.org/evolve)

Cambridge University Press has no responsibility for the persistence or accuracy of URLs for external or third-party internet websites referred to in this publication, and does not guarantee that any content on such websites is, or will remain, accurate or appropriate. Information regarding prices, travel timetables, and other factual information given in this work is correct at the time of first printing but Cambridge University Press does not guarantee the accuracy of such information thereafter.

www.ketab.ir



# ACKNOWLEDGMENTS

The *Evolve* publishers would like to thank the following individuals and institutions who have contributed their time and insights into the development of the course:

José A. Alvarado Sotelo, **Summit English**, Mexico; Maria Araceli Hernández Tovar, **Instituto Tecnológico Superior de San Luis Potosí**, Capital, Mexico; Rosario Aste Rentería, **Instituto De Emprendedores USIL**, Peru; Kayla M. Briggs, **Hoseo University**, South Korea; Lenise Butler, Laureate, Mexico; Lilian Dantas, **Asi Derin Anaç, İstanbul Bilgi University**, Turkey; Devon Derksen, **Myongji University**, South Korea; Roberta Freitas, **IBEU**, Rio de Janeiro, Brazil; Monica Frenzel, **Universidad Andrés Bello**, Chile; Gloria González Meza, **Instituto Politécnico Nacional, ESCA (University)**, Mexico; Elsa de los Angeles Hernández Chérrez, **Centro de Idiomas, Universidad Técnica de Ambato**, Ecuador; José Manuel Cuin Jacuinde, **Coordinación de Lenguas Extranjeras del Instituto Tecnológico de Morelia**, Mexico; Thomas Christian Keller, **Universidad de las Américas**, Chile; Daniel Lowe, **Lowe English Services**, Panama; Antonio Machuca Montalvo, **Organización The Institute TITUELS, Veracruz**, Mexico; Daniel Martin, **CELLEP**, Brazil; Ivanova Monteros, **Universidad Tecnológica Equinoccial**, Ecuador; Verónica Nollivos Arellano, Language Coordinator, Quito, Ecuador; Daniel Nowatnick, **USA**; Claudia Piccoli Diaz, **Harmon Hall**, Mexico; Diego Ribeiro Santos, **Universidade Anhembimorumbi**, São Paulo, Brazil; Maria del Socorro Universidad Autónoma del Estado de México, **Centro de enseñanza de lenguas (Toluca)**, Mexico; Heidi Vande Voort Nam, **Chongshin University**, South Korea; Isabela Villas Boas, **Casa Thomas Jefferson**, Brasília, Brazil; Jason Williams, **Notre Dame Seishin University**, Japan; Matthew Wilson, **Miyagi University**, Japan.

To our student contributors, who have given us their ideas and their time, and who appear throughout this book:

Alessandra Avelar, Brazil; Noemi Irene Contreras Yañez, Mexico; Celeste María Erazo Flores, Honduras; Gley Henrique Gogenhan, Brazil; Lorena Martos Ahijado, Spain; Allison Raquel, Peru; Seung Gyeoung Yang, South Korea.

And special thanks to Katy Simpson, teacher and writer at [myenglishvoice.com](http://myenglishvoice.com); and Raquel Ribeiro dos Santos, EFL teacher, EdTech researcher, blogger, and lecturer.

## Authors' Acknowledgments:

The authors would like to thank Daniel Isem for all his support in the early stages of the project. This book is dedicated to Groc.

The authors and publishers acknowledge the following sources of copyright material and are grateful for the permissions granted. While every effort has been made, it has not always been possible to identify the sources of all the material used, or to trace all copyright holders. If any omissions are brought to our notice, we will be happy to include the appropriate acknowledgements on reprinting and in the next update to the digital edition, as applicable.

## Text:

Charles P. Gerba for the text on p. 98 from 'Hidden dangers in your office' by Dan Townend, *Express Newspapers* website, 12.06.2007. Copyright © Charles P. Gerba. Reproduced with kind permission: The Atlantic Media Co. for the text on p. 104 from 'A Musician Afraid of Sound' by Janet Horvath, 20.10.2015. Copyright © 2015 The Atlantic Media Co., as first published in the *Atlantic Magazine*, rights reserved. Distributed by Tribune Content Agency.

## Photos:

Key: B = Below, BG = Background, BL = Below Left, BR = Below Right, C = Centre, CL = Centre Left, CR = Centre Right, L = Left, R = Right, T = Top, TC = Top Centre, TL = Top Left, TR = Top Right.

All images are sourced from Getty Images.

p. xvi (photo 1): Klaus Vedfeli/DigitalVision; p. xvi (photo 2): Cultura RM Exclusive/dotdot; p. 1: Artur Debat/Moment; p. 2 (Cecilia): Juanmonino/Stock/Getty Images Plus; p. 2 (students): p. 94 (woman jewelry): PeopleImages/DigitalVision; p. 2 (Marta): Imanol Lopez/EyeEm; p. 2 (siblings): Michael Prince/Corbis; p. 2 (crowd): John Lund/Blend Images; p. 2 (Marcos): Anthony Charles/Cultura; p. 6 (BL): shapecharge/E+; p. 6 (BR): PeopleImages/E+; p. 7: pixelart/E+; p. 9, p. 18 (photo a), p. 29 (B), p. 62 (photo c), p. 94 (advt baby): Bloomberg; p. 10, 20, 42, 52, 62, 74, 84, 94, 106, 116, 126: Tom Merton/CAimage; p. 10 (twins): James Woodson/Photodisc; p. 10 (costumes): John Lund/Blend Images; p. 10 (graduates): kalsi/E+; p. 10 (cooking): Scott T. Smith/Corbis Documentary; p. 11: Geber86/E+; p. 12: T3 Magazine/Future; p. 13: LucaZola/Photographer's Choice; p. 14 (calendar): kerg/Stock/Getty Images Plus; p. 14 (document): lumpydoodles/DigitalVision Vectors; p. 14 (headphones): deepblue4you/Stock/Getty Images Plus; p. 14 (keyboard): eineigargel/Stock/Getty Images Plus; p. 14 (mouse): jlt/DigitalVision Vectors; p. 14 (notepad notes): cterm/Stock/Getty Images Plus; p. 14 (electrical outlet): kostsov/Stock/Getty Images Plus; p. 14 (screen): tovoan/Stock/Getty Images Plus; p. 14 (spine): Irina Kr/Stock/Getty Images Plus; p. 14 (twins): Amin Yusof/Stock/Getty Images Plus; p. 14 (park): Maremagnum/Photolibrary; p. 14 (coffee shop): monkeybusinessimages/Stock/Getty Images Plus; p. 14 (suburban train): VCG/Visual China Group; p. 16, p. 57, p. 86 (necklace): Jose Luis Pelaez Inc/Blend Images/Getty Images Plus; p. 17, p. 68 (drinking coffee), p. 121: Westend61; p. 18 (photo b): Ron Dahlquist/Perspectives; p. 18 (photo c): Endre Majoros/EyeEm; p. 18 (photo d): Sharon McCutcheon/EyeEm; p. 18 (photo e): Oli Scarff/Getty Images News; p. 19 (photo a): RedlineVector/Stock/Getty Images Plus; p. 19 (photo b): RaStudio/Stock/Getty Images Plus; p. 19 (photo c): LCOSSMO/Stock/Getty Images Plus; p. 19 (person standing): gece33/E+; p. 20 (teenager): XiXinXing/Stock/Getty Images Plus; p. 20 (female 20s): Dimitri Otis/Taxi; p. 20 (aged female), (male 20s), p. 30 (tennis), p. 90 (TR), p. 96: Hero Images; p. 21: Paul Gilham/Getty Images Sport; p. 22 (team): sampic/Corbis Sport; p. 22 (fans): Africimages/Stock/Getty Images Plus; p. 22 (score), p. 69 (food truck): Wavebreakmedia/Stock/Getty Images Plus; p. 22 (tennis court): David Madison/Photographer's Choice; p. 22 (soccer field): Arctic-Images/DigitalVision; p. 22 (swimming pool): ewg3D/E+; p. 22 (female athlete): Sylvdiana/Stock/Getty Images Plus; p. 22 (race): Michael H/Taxi Japan; p. 22 (gym): Matthew Leete/DigitalVision; p. 22 (ball net): AFP; p. 22 (3d ball): evrenselbaris/DigitalVision Vectors; p. 22 (3d tennis): medobear/DigitalVision Vectors; p. 24 (photo a): Buda Mendes/Getty Images Sport; p. 24 (photo b): Julian Finney/Getty Images Sport; p. 24 (photo c): Adam Pretty/Getty Images Sport; p. 26 (TR): Kework Djanezan/Getty Images News; p. 26 (TL): Portland Press Herald; p. 28 (bike riding), p. 30 (basketball): Thomas Barwick/Taxi; p. 28 (bike station): aguesta/Stock Editorial/Getty Images Plus; p. 29 (black male), p. 68 (tasting): JGL/Jamie Grill/Blend Images; p. 29 (old male): Marc Romanelli/Blend Images; p. 29 (black female): Plum Creative/DigitalVision; p. 29 (white female): Dougal Waters/DigitalVision; p. 29 (white couple): Giorgio Fochesato/Photographer's Choice; p. 29 (T): koadnlew/E+; p. 30 (running track): Yellow Dog Productions/Konic; p. 30 (swimming pool): Peter Cade/The Image Bank; p. 30 (soccer): FatCamera/E+; p. 30 (park exercise): Alex Sava/E+; p. 30 (mobile screen): Jonathan Daniel/Getty Images Sport; p. 32: Steve Debenport/E+; p. 33: PorasChaudhary/Stone; p. 33: Paul Bradbury/CAimage; p. 42 (cat): MASAO OTA/amana images; p. 42 (jewellery): Lisa Bennett/EyeEm; p. 42 (jar): kiboka/Stock/Getty Images Plus; p. 42 (candle): Nicklas Karlsson/EyeEm;

p. 43, p. 62 (photo a): Hindustan Times; p. 46 (watch): Davies and Stam/The Image Bank; p. 46 (graduates): EMMANUEL DUNAND/AFP; p. 46 (new employee): MILATA/S; p. 46 (couple): photosindia; p. 46 (couple baby): Chris Ryan/OJO Images; p. 46 (question mark): Kitchanov/Stock/Getty Images Plus; p. 46 (map): young84/Stock/Getty Images Plus; p. 46 (stethoscope): MicrovOne/Stock/Getty Images Plus; p. 46 (trophy): Magnillon/DigitalVision Vectors; p. 51: ibusca/E+; p. 52: Keystone/Hulton Archive; p. 54: Neville Elder/Corbis Historical; p. 56 (photo a): Gerard Fritz/Photographer's Choice; p. 56 (photo b): moodboard/Cultura; p. 56 (photo c): Antenna; p. 58 (electric store): jmalow/E+; p. 58 (pharmacy): JackF/Stock/Getty Images Plus; p. 58 (nail clipper): terex/Stock/Getty Images Plus; p. 58 (adaptor): costinc79/Stock/Getty Images Plus; p. 60 (photo b): drnadig/Stock/Getty Images Plus; p. 60 (photo c): Gregor Schuster/Photographer's Choice; p. 62 (photo b): Scott Olson/Getty Images News; p. 62 (photo d): ROLF VENNENBERND/DPA; p. 64: Steve Stringer Photography/Moment; p. 66 (jar): Elizabeth Watt/Photolibrary; p. 66 (burger): LauriPatterson/E+; p. 66 (lettuce): Suzifoo/E+; p. 66 (chilli): Max2611/Stock/Getty Images Plus; p. 66 (strawberry): Samuel Jimenez/EyeEm; p. 66 (cereal): David Marsden/Photolibrary; p. 66 (yoghurt): Photoevent/E+; p. 66 (jam): Andy Crawford; p. 66 (corn): Diana Miller/Cultura; p. 66 (noodles): JTB Photo/Universal Images Group Editorial; p. 66 (pasta): SvetlanaK/Stock/Getty Images Plus; p. 66 (salmon): Science Photo Library; p. 66 (avocado): Creative Crop/Photodisc; p. 66 (salt mill): Maximilian Stock Ltd./Photolibrary; p. 68 (egg): RyersonClark/Stock/Getty Images Plus; p. 68 (roast): StockFood; p. 68 (fish): yuriz/Stock/Getty Images Plus; p. 68 (bralet): ShyMan/E+; p. 68 (vegetables): Cristian Borges/EyeEm; p. 68 (chilli): DianePeacock/E+; p. 68 (burgers grill): AVNPhotolab/Stock/Getty Images Plus; p. 68 (eating lemon): Daniel Day/The Image Bank; p. 69 (juice): Tetra Images; p. 70: BROOK PIFER/Taxi; p. 71: Eerik/E+; p. 73: Monty Rakusen/Cultura; p. 74 (meat): Jupiterimages/Stockbyte; p. 74 (cakes): DragonImages/Stock/Getty Images Plus; p. 74 (salad): cafatodigital/Stock/Getty Images Plus; p. 75: Andrew Holt/The Image Bank; p. 76 (Deborah): Peatheghe Inc/Blend Images; p. 76 (inici): heres2now.com/Moment; p. 76 (apartment): janef/Stock/Getty Images Plus; p. 77 (opera house): Danita Delmont/Gallo Images; p. 77 (sugarart): Eduardo Garcia/Photographer's Choice; p. 77 (Golden Bridge): Jhoanna Reyes/EyeEm; p. 77 (Coliseum): Michael Duva/The Image Bank; p. 77 (Independence Monument): Jeremy Woodhouse/Photodisc; p. 77 (Mt. Fuji): Ilove Photo and Apple/Moment; p. 80: andres/E+; p. 81: Roberto Machado Noa/LightRocket; p. 82 (man airport): Dana Neely/The Image Bank; p. 82 (woman airport): Hinterhaus Productions/Taxi; p. 83: kisson pascal/Moment; p. 84 (theme park): Lou Jones/Lonely Planet Images; p. 84 (market): Linka A Odorn/Taxi; p. 84 (event): GDT/The Image Bank; p. 85: DreamPictures/Stock/Blend Images; p. 86 (boys tie): Steve Hix/Corbis; p. 86 (stylish): Kristina Jovanovic/Stock/Getty Images Plus; p. 86 (socks): Laura Doss/Corbis/Getty Images Plus; p. 86 (bracelet): John Warburton-Lee/AWL Images; p. 86 (formal): Dave and Les Jacobs/Blend Images; p. 86 (20s man): Compassionate Eye Foundation/Her Images/Taxi; p. 87: PeopleImages; p. 88: Mark Hall/The Image Bank; p. 89: Jonathan Oswaldo Enriquez Huerta/EyeEm; p. 90 (T-shirt): David/Taxi; p. 91 (shirt): Gusto Images/Photodisc; p. 91 (shoes): Jan Stromme/Blend Images; p. 91 (sunglasses): Koukichi Takahashi/EyeEm; p. 92 (photo a): Kiersten/Stock/Getty Images Plus; p. 92 (photo b): Car Culture/Car Culture Collection; p. 92 (photo c): Nathan Nittinger/EyeEm; p. 92 (photo d): Monashree Frantz/OJO Images; p. 94 (woman in bikini): valentinrussanov/E+; p. 97: Harith Samaravickrama/Moment Open; p. 98 (chef): Jose Luis Pelaez Inc/Blend Images; p. 98 (therapist): BSIP/Universal Images Group; p. 98 (mechanic): Jamie Garbutt/The Image Bank; p. 98 (architect): Letizia Le Fur/ONOKY; p. 98 (paramedic): LPETTER/E+; p. 98 (lawyer): RichLegg/E+; p. 98 (bacteria): Science Stills/Visuals Unlimited, Inc./Visuals Unlimited; p. 99: Stephanie Maze/Corbis Documentary; p. 101: B4I Varie/Corbis; p. 102: Brian Pieters/The Image Bank; p. 103 (band aid): wabeno/Stock/Getty Images Plus/wabeno; p. 103 (plaster): Peter Dazeley/Photographer's Choice and Daniel Sambras/EyeEm; p. 103 (blue plaster): Caetano/Stock/Getty Images Plus; p. 104: sot/Taxi; p. 106 (cups): LukaTDB/Stock/Getty Images Plus; p. 106 (cooking): Jon Feingersh/Blend Images; p. 106 (renovation): GeorgePeters/Stock/Getty Images Plus; p. 106 (backpacker): Auscape/Universal Images Group; p. 107: milos-kreckovic/Stock/Getty Images Plus; p. 108 (Elena): Antonio Diaz/Stock/Getty Images Plus; p. 108 (Maria): Blend Images - Frida Marquez/Brand X Pictures; p. 109: Anadolu Agency; p. 110 (male): michaelpucher/Stock/Getty Images Plus; p. 110 (young female): Sandeep Kapoor/EyeEm; p. 110 (old female): Shannon Fagan/Taxi; p. 111: AntonioGuillem/Stock/Getty Images Plus; p. 112 (broken phone): Ariel Skelley/DigitalVision; p. 112 (selfie): Betsie Van Der Meer/Taxi; p. 113: martinedoucet/E+; p. 116 (girl): JohnnyGreig/E+; p. 116 (food): mediaphotos/E+; p. 116 (tutorial): fstop23/E+; p. 117: Mint Images - Franks Lanting/Mint Images; p. 118 (wet): Tim Robbins/Taxi; p. 118 (cold): Atilla Kocsis/EyeEm; p. 118 (hot): Karwai Tang/WireImage; p. 118 (stormy): John Finney photography/Moment; p. 118 (extreme): Scott B Smith Photography/Photolibrary; p. 119: Christopher With/EyeEm; p. 120 (iguat): Reinier Snijders/EyeEm; p. 120 (tortoise): Antonio Salinas L./Moment; p. 122 (mobile): Bill Diodato/Corbis Documentary; p. 122 (nature): John Turp/Moment; p. 123 (Jason Hawkes/The Image Bank); p. 124 (gardening): Beau Lark/Corbis/VCG; p. 124 (flower): Laizah Mae Tano/EyeEm; p. 125: Kory Rogers/EyeEm; p. 126 (beach): Jeremy Koreski/All Canada Photos; p. 126 (lake): Aimin Tang/Photographer's Choice; p. 126 (rockies): TerenceLezy/Moment; p. 141 (bottle): thumb/Stock/Getty Images Plus; p. 141 (cream): Anthony Lee/CAimage; p. 141 (umbrella): kaisphoto/E+; p. 141 (candy bar): Chee Siong Teh/EyeEm; p. 141 (tissue): Mimadeen/Stock/Getty Images Plus; p. 149 (black man): verity jane smith/Blend Images; p. 149 (white girl): T. Fuchs/Fonline; p. 149 (feet): baona/Stock/Getty Images Plus; p. 152 (photo a): fralo/Stock/Getty Images Plus; p. 152 (photo b): Gillian Henry/Moment; p. 152 (photo c): sara\_winter/Stock/Getty Images Plus; p. 152 (photo d): Image Source/DigitalVision; p. 152 (photo e): Sam's photography/Moment; p. 157 (photo a): Coprid/Stock/Getty Images Plus; p. 157 (photo b): homeworks255/Stock/Getty Images Plus; p. 157 (photo c): LotusWorks/Stock/Getty Images Plus; p. 157 (photo d): bergamont/Stock/Getty Images Plus; p. 157 (photo e): mbtaichi/Stock/Getty Images Plus; p. 160 (photo a): ballyscanlon/Stockbyte; p. 160 (photo b): PC Magazine/Future; p. 160 (photo c): effirma/E+; p. 160 (photo d): AlexLMX/Stock/Getty Images Plus; p. 160 (photo e): Viktorus/Stock/Getty Images Plus.

The following images are sourced from other sources:

p. 18 (The 7 Habits of Highly Effective People): Courtesy of Franklin Covey Co.; p. 72 (Impossible Burger): Courtesy of Impossible Foods Inc.

Clipart Courtesy of Noun Project Inc.

Front cover photography by Alija/E+/Getty Images.

Illustrations by: 290 Sean (KJA Artists) pp. 4, 5, 100; Denis Cristo (Sylvie Poggio Artists Agency) pp. 12, 78; Ana Djordjevic (Astound US) pp. 20, 88; Lyn Dihan (Sylvie Poggio Artists Agency) pp. 2, 76; Joanna Kerr (New Division) pp. 15; Dusan Lakevich (Beehive Illustration) pp. 15, 25; Martin Sanders (Beehive Illustration) pp. 120, 152; Mark Watkinson (Illustration Web) p. 67; Liav Zabari (lemonade illustration) p. 23.

Audio production by CityVox, New York



# EVOLVE

## SPEAKING MATTERS

EVOLVE is a six-level American English course for adults and young adults, taking students from beginner to advanced levels (CEFR A1 to C1).

Drawing on insights from language teaching experts and real students, EVOLVE is a general English course that gets students speaking with confidence.

This student-centered course covers all skills and focuses on the most effective and efficient ways to make progress in English.

Confidence in teaching.

Joy in learning.

### Better Learning WITH EVOLVE

Better Learning is our simple approach where insights we've gained from research have helped shape content that drives results. Language evolves, and so does the way we learn. This course takes a flexible, student-centered approach to English language teaching.





## Meet our student contributors

Videos and ideas from real students feature throughout the Student's Book.

Our student contributors describe themselves in three words.



ALESSANDRA AVELAR

*Creative, positive, funny*  
Faculdade ICESP, Águas  
Claras, Brazil



NOEMI IRENE  
CONTRERAS YÁÑEZ

*Funny, intelligent, optimistic*  
Universidad del Valle de  
México, Mexico



CELESTE MARÍA  
ERAZO FLORES

*Happy, special, friendly*  
Unitec (Universidad Tecnológica  
Centroamericana), Honduras



CAIO HENRIQUE  
GOGENHAN

*Funny, lovely, smart*  
Universidade Anhembi  
Morumbi, Brazil



ALLISON RAQUEL

*Friendly, cheerful, intelligent*  
Universidad Privada del  
Norte, Peru



SEUNG GEYOUNG YOO

*Happy, creative*  
Myongji University  
South Korea



LORENA MARTOS AHIJADO

*Cheerful, positive, kind*  
Universidad Europea de  
Madrid, Spain

## Student-generated content

EVOLVE is the first course of its kind to feature real student-generated content. We spoke to over 2,000 students from all over the world about the topics they would like to discuss in English and in what situations they would like to be able to speak more confidently.

The ideas are included throughout the Student's Book and the students appear in short videos responding to discussion questions.

### INSIGHT

Research shows that achievable speaking role models can be a powerful motivator.

### CONTENT

Bite-sized videos feature students talking about topics in the Student's Book.

### RESULT

Students are motivated to speak and share their ideas.



# "It's important to provide learners with interesting or stimulating topics."

Teacher, Mexico (Global Teacher Survey, 2017)

## CLASSROOM LANGUAGE

### Asking for help

How do you say that in English?  
What does \_\_\_\_\_ mean?  
How do you spell \_\_\_\_\_?  
How do you pronounce this word?  
Sorry, can you repeat that, please?  
Sorry, I don't understand.  
Working in pairs and groups  
Who wants to start?  
Who wants to go first?  
Whose turn is it?  
It's my turn.  
It's your turn.  
OK, What do you have for number 1?  
Let's compare answers.



FIND IT

Find it

## INSIGHT

Research with hundreds of teachers and students across the globe revealed a desire to expand the classroom and bring the real world in.

## CONTENT

Find it are smartphone activities that allow students to bring live content into the class and personalize the learning experience with research and group activities.

## CONNECTIONS

1



### UNIT OBJECTIVES

- a. Talk about the people in your life.
- b. Talk about possessions.
- c. Meet people and start a conversation.
- d. Introduce yourself as an email.
- e. Talk about what you have in common.

### START SPEAKING

- A. Look at the picture. What is the connection between the people? What are some different ways people are connected? Read the list and add two more.  
family friends work/school
- B. Think about a famous actor in your country: how many connections do you have between you and him/her? You can use your phone to help you.
- C. Are you a very social person in general? Do you have connections with a lot of different people? For ideas, watch Alexandra's video.



Are you the same as Alexandra?



## RESULT

Students engage in the lesson because it is meaningful to them.

# Designed for success

## 2 REAL-WORLD STRATEGY

### SHOWING INTEREST AND SURPRISE

You can use some common expressions to show interest and surprise.

Wow! Seriously?  
Is it really? / Are you really?



**1** **1** **1** **1** Read about showing interest and surprise in the box above. Use the expressions there to complete the conversation below. Listen to the full conversation and check.

A Do you know anybody here?

B No, I don't. I'm pretty new to this city, too.

A <sup>1</sup> A new city and a new job – that's a lot! Well, that's Mr. Patel. He's the boss. His office is across from your desk.

B <sup>2</sup> / That's good to know.

**2** **1** **1** **1** Practice the conversation from exercise 2A, above.

## 3 PRONUNCIATION: Saying /l/ at the end of a word

**1** **1** **1** **1** Listen. Focus on the /l/ sounds. Practice saying the words.

1 You look wonderful. 2 Beautiful weather, isn't it? 3 How do you know Radwell?

**2** **1** **1** **1** Listen. Who pronounces the /l/ sound at the end of the words clearly? Write A or B.

1 beautiful 2 full 3 people

2 bottle 3 get 4 couple

**3** **1** **1** **1** Say the words in exercise 2 to your partner. Does your partner say the /l/ sound?

## 4 SPEAKING

**1** **1** **1** **1** Read the situations. Then put the conversations in order. Read them with a partner.

**Situation 1:** You're at a conference. Greet people you don't know.

☐ Good to meet you, too. Do you know anybody here?

☐ I'm Diana Reyes. Great to meet you.

☐ No, it's my first time at this conference.

☐ Hello. I'm Daniel Santiago.

**Situation 2:** You arrive at a coffee shop to see people you know.

☐ I know! Great to see you.

☐ Hi, Alison.

☐ How's it going? This is a nice place.

☐ Yeah, it's quite nice, no seat?

☐ Yeah, isn't it?

**2** Choose one of the conversations and add more to it. Use the language from this lesson. Then act out your conversation for the class.



## Pronunciation

### INSIGHT

Research shows that only certain aspects of pronunciation actually affect comprehensibility and inhibit communication.

### CONTENT

EVOLVE focuses on the aspects of pronunciation that most affect communication.

### RESULT

Students understand more when listening and can be clearly understood when they speak.

## Insider English

### INSIGHT

Even in a short exchange, idiomatic language can inhibit understanding.

### CONTENT

Insider English focuses on the informal language and colloquial expressions frequently found in everyday situations.

### RESULT

Students are confident in the real world.



# 1.1

## WE'RE FAMILY

LESSON OBJECTIVE  
talk about the people in your life

### VOCABULARY: Describing people you know

Look at the pictures. Listen and say the words. Who do you see every day?



Now do the vocabulary exercises for 1.1 on page 141.

Make five true sentences with five words from exercise 1A. Tell your partner.

### LANGUAGE IN CONTEXT

Look at the picture of Cecilia. Who are the people in her life? Who's in her family? Check (✓) the boxes.

These are my classmates. They're nice and fun to be with. They're from different countries but speak really English.

These are my close friends. They're a student in Puebla.

My name's Cecilia, and I'm from Puebla, in Mexico. I'm an English student here in Bakersfield, California. These are the people in my life.

I have more than 200 friends on Facebook, but they're not close friends. Many people are necessary to connect friends.

People always are, "Are you my boyfriend?" But I'm not. I'm a friend.

Match the names with their connection to Cecilia.

- |                 |                |
|-----------------|----------------|
| 1 Yvonne        | a neighbor     |
| 2 Maria         | b close friend |
| 3 Kiko and Luis | c sister       |
| 4 Jose Luis     | d classmates   |
| 5 Marcos        | e brother      |

### GRAMMAR: be; possessive adjectives

Complete the rules below. Use the sentences in the grammar box to help you.

- |  |  |
|--|--|
| 1 I'm from Puebla. I'm a student.                                  | 3 Is he your boyfriend?                              |
| 2 They're not close friends. You can also say: They close friends. | To answer, you can say: Yes, he is. or No, he isn't. |

I'm from Puebla. She's a student in Puebla. We're close friends.	I'm not from Bakersfield. He's not my boyfriend. They're not close friends.	Am I late? Is he your classmate? Are you my new neighbor?
--	---	---

Complete the spaces with the correct possessive adjective. Use the sentences in the grammar box to help you.

- 1 I'm \_\_\_\_\_, you're \_\_\_\_\_, he's \_\_\_\_\_, she's \_\_\_\_\_.
- 2 We're \_\_\_\_\_, they're \_\_\_\_\_.

He's my brother. What's your name?	His name's Jose Luis. Her name's Maria. The dog hurt its foot.	They are our neighbors. He is their son.
---------------------------------------	--	---

Now go to page 129. Look at the grammar chart and do the grammar exercise for 2.1.

Use the words to write questions. Then read the Accuracy check box and check your work. Use the questions to find out more about your classmates.

- his / what's / name / ? What's his name?
- from / is / where / she / ?
- is / name / her / Maria / ?
- they / from / are / Argentina / ?
- you / is / teacher / American / ?
- are / from / where / parents / your / ?

### ACCURACY CHECK

Possessive adjectives agree with the possessor. Think of a photo of my wife with three pictures. If you're a girl, think of my wife with three pictures.

### SPEAKING

- 1 Look at the photo of Cecilia and her family. Write a similar photo. Write the names of your family members. Write the names of your friends. Ask and answer questions about your pictures. You can show photos of the people on your phone.
- 2 Write a paragraph about your family. Write the names of your family members. Write the names of your friends. Ask and answer questions about your pictures. You can show photos of the people on your phone.



What family members does she have? Are they the people you know?



### ACCURACY CHECK

Possessive adjectives agree with the possessor.

This is a photo of my wife with ~~their~~ parents. X  
This is a photo of my wife with her parents. ✓

## Accuracy check

### INSIGHT

Some common errors can become fossilized if not addressed early on in the learning process.

### CONTENT

Accuracy check highlights common learner errors (based on unique research into the Cambridge Learner Corpus) and can be used for self-editing.

### RESULT

Students avoid common errors in their written and spoken English.



# "The presentation is very clear and there are plenty of opportunities for student practice and production."

Jason Williams, Teacher, Notre Dame Seishin University, Japan

## 1.4 EMAIL INTRODUCTIONS

LESSON OBJECTIVE  
introduce yourself in an email

### 1 READING

A **READ NOW** How many emails do you write in a month? Why do you write them? Do you write emails in English? Tell your partner.

B **READ FOR MAIN IDEAS** Read the email and choose the main idea.

- ☐ He wants a job.
- ☐ He wants information about food.
- ☐ He wants cooking lessons.

1 **TO:** Chris  
**FROM:** Amanda  
**SUBJECT:**

2 Hi Chris,  
I am Dave. Your daughter is my classmate. I want a job for the summer. Can I work in your restaurant?

3 I love food. I cook dinner for my family every day. I do great things with lamb and chicken. My favorite food is meat.

4 I can cook for you tomorrow. Call me at 212-555-9520.

5 See you later!

6 Dave

C **READ FOR DETAILS** There are problems with Chris's email. Read the comments (A-F) and match them with the correct part of the email.

- A "What is your email about? You need a subject!"
- B Begin a formal sentence with Dear Sirs / Mrs. / Mr. Give names or put Dear Hiring Manager or Dear (job title). It's not a good idea to begin with Hello, Hi, or Dear Friend. You're not a friend!
- C End the email with Best wishes, or All the best and write your full name.
- D A funny email address is OK for friends but not for people you don't know.
- E Check your spelling before you send your email.
- F Don't use nicknames in a formal email.

D Read the Register check box and correct the problem in Chris's email.

E **FAST WRITING THINK LOGICALLY** Listen to Dave's response to Chris's email. Does Dave offer Chris a job? Why not? What research do you need to do before you ask someone for a job? Discuss with your partner.

### REGISTER CHECK

to formal writing  
I want ...  
A polite way to say  
I would like ...

### REGISTER CHECK

In formal writing, don't write  
*I want ...*

A polite way to say what you want is  
*I would like ...*

## Register check

### INSIGHT

Teachers report that their students often struggle to master the differences between written and spoken English.

### CONTENT

Register check draws on research into the Cambridge English Corpus and highlights potential problem areas for learners.

### RESULT

Students transition confidently between written and spoken English and recognize different levels of formality as well as when to use them appropriately.

### 2 WRITING

A Read the email. Does the writer follow the advice from the comments on page B?

- B **REGISTER CHECK** Look at the email again and circle the capital letters. Write the words with capital letters.
  - a pronouns (I, you, he, she, etc.)
  - b the beginning of a sentence
  - c names (people and organizations)
  - d titles (Mr, Dr, Prof)
  - e places (countries, nationalities, towns)
  - f days of the week, months

C Rewrite the email below with capital letters in the correct places.

Dear mrs. all,  
my name is amanda baron. i work with your sister at first city bank in  
saskatoon. now i would like a new job.  
can we meet on tuesday and talk about your company?  
sincerely,  
amanda baron


TO: Mr. Johnson  
FROM: Amanda Baron  
SUBJECT: Internship

Dear Mr. Johnson,  
Your daughter Abigail is my classmate at the University of Toronto.  
In October and November every year, students in our class do an internship. I would like to do an internship in your company, Groupon Technologies. I attach my resume to this email.  
Thank you very much for your time.  
Best wishes,  
Lily Martin

### GLOBAL NOTE

Internship is a period of time that a young person works in a company to get experience in a job.

Exchange emails with another student. Write a reply.





# You spoke. We listened.

Students told us that speaking is the most important skill for them to master, while teachers told us that finding speaking activities which engage their students and work in the classroom can be challenging.

That's why EVOLVE has a whole lesson dedicated to speaking: Lesson 5, *Time to speak*.

## Time to speak

### INSIGHT


Speaking ability is how students most commonly measure their own progress, but is also the area where they feel most insecure. To be able to fully exploit speaking opportunities in the classroom, students need a safe speaking environment where they can feel confident, supported, and able to experiment with language.

### CONTENT

*Time to Speak* is a unique lesson dedicated to developing speaking skills and is based around immersive tasks which involve information sharing and decision making.

### RESULT

*Time to speak* lessons create a buzz in the classroom where speaking can really thrive, evolve, and take off, resulting in more confident speakers of English.



## TIME TO SPEAK

Things you have in common

LESSON OBJECTIVE  
# talk about what you have in common

**A DECIDE** Answer the questions with what you think. (Answers are at the bottom of the page.) Are you surprised?

- Imagine you have a group of 23 people. What is the probability that two people have the same birthday?  
a 50%    b 23%    c 0.056%
- Imagine you have a group of 30 people. What is the probability that two people have the same birthday?  
a 25%    b 76%    c 4%
- Now imagine you have 100 people. What is the probability that two people have the same birthday?  
a 10%    b 60%    c 99%

**B** Think of your answers to the questions below. Write them down and answer the questions in a small group. When you have something in common with another person, put a check (✓).

When is your birthday?	<input type="checkbox"/>	Where are your grandparents from?	<input type="checkbox"/>
How many brothers and sisters do you have?	<input type="checkbox"/>	What's in your bag?	<input type="checkbox"/>
What is your favorite possession?	<input type="checkbox"/>	Who's your favorite famous person?	<input type="checkbox"/>
Are you the first/second/third-born child?	<input type="checkbox"/>	How many friends do you have on Facebook?	<input type="checkbox"/>
What city are your parents from?	<input type="checkbox"/>		

**C** Count the checks in your group. Tell the class what you and the others in the group have in common. How many people have the same birthday in your group? In the class?




**D DISCUSS** Work in groups of four. Find more things you have in common and write the information below. Use the questions and phrases at the bottom of the page to help you.

1 Everyone	3 Two people
2 Three people	4 One person

**E PRESENT** Read your sentences to the class. Don't say the names! Can they guess who the people are?

To check your progress, go to page 153.

### USEFUL PHRASES

 <b>DECIDE</b> I think ... Because ... Do you agree?	 <b>AGREE</b> Me, too! / Same here! Not me. / I don't.	 <b>DISCUSS</b> What's your favorite ... ? Do you like ... ? What's your ... called? How many ... do you have?	Do you have a/an ... ? When is ... ? Where are your ... from?
--	---	---	---

10



Experience Better Learning with EVOLVE: a course that helps both teachers and students on every step of the language learning journey.

Speaking matters. Find out more about creating safe speaking environments in the classroom.



## EVOLVE unit structure

### Unit opening page

Each unit opening page activates prior knowledge and vocabulary and immediately gets students speaking.

### Lessons 1 and 2

These lessons present and practice the unit vocabulary and grammar in context, helping students discover language rules for themselves. Students then have the opportunity to use this language in well-scaffolded, personalized speaking tasks.

### Lesson 3

This lesson is built around a functional language dialogue that models and contextualizes useful expressions for managing a particular situation. This is a real world strategy to help students handle unexpected conversational turns.

### Lesson 4

This is a combined skills lesson based around an engaging reading or listening text. Each lesson asks students to think critically and ends with a practical writing task.

### Lesson 5

*Time to speak* is an entire lesson dedicated to developing speaking skills. Students work on collaborative, immersive tasks which involve information sharing and decision making.

# CONTENTS

	Learning objectives	Grammar	Vocabulary	Pronunciation
Unit 1 Connections	<ul style="list-style-type: none"> <li>Talk about the people in your life</li> <li>Talk about possessions</li> <li>Greet people and start a conversation</li> <li>Introduce yourself in an email</li> <li>Talk about what you have in common</li> </ul>	<ul style="list-style-type: none"> <li><i>be</i> (affirmative, negative, questions); possessive adjectives</li> <li><i>Whose...?</i>; possessive pronouns; possessive 's</li> </ul>	<ul style="list-style-type: none"> <li>People you know</li> <li>Everyday things</li> </ul>	<ul style="list-style-type: none"> <li>/l/ at the end of a word</li> </ul>
Unit 2 Work and study	<ul style="list-style-type: none"> <li>Talk about what you do every day, on the weekend, etc.</li> <li>Talk about your workspace</li> <li>Explain communication problems</li> <li>Write your opinion about a podcast</li> <li>Give advice about useful apps for work and study</li> </ul>	<ul style="list-style-type: none"> <li>Simple present for habits and routines (affirmative, negative, questions)</li> <li><i>This / that one; these / those ones</i></li> </ul>	<ul style="list-style-type: none"> <li>Expressions with <i>do</i>, <i>have</i>, and <i>make</i></li> <li>Work and study items</li> </ul>	<ul style="list-style-type: none"> <li>/h/ at the beginning of a word</li> <li>Listening for contractions</li> </ul>
Unit 3 Let's move	<ul style="list-style-type: none"> <li>Talk about what you're doing at the moment</li> <li>Talk about sports and exercise</li> <li>Ask for information</li> <li>Write short messages to a company</li> <li>Create a fitness program</li> </ul>	<ul style="list-style-type: none"> <li>Present continuous</li> <li>Simple present and present continuous</li> </ul>	<ul style="list-style-type: none"> <li>Sports</li> <li>Exercising</li> </ul>	<ul style="list-style-type: none"> <li>/ou/ and /ɔ/ vowel sounds</li> <li>Listening for linking sounds</li> </ul>
Review 1 (Review of Units 1–3)				
Unit 4 Good times	<ul style="list-style-type: none"> <li>Talk about your plans</li> <li>Talk about giving and receiving gifts</li> <li>Make and respond to invitations</li> <li>Write an online event announcement</li> <li>Choose gifts for your host</li> </ul>	<ul style="list-style-type: none"> <li>Present continuous for future plans (affirmative, negative, questions)</li> <li>Object pronouns</li> </ul>	<ul style="list-style-type: none"> <li>Pop culture</li> <li>Gift items</li> </ul>	<ul style="list-style-type: none"> <li>/v/ in the middle of a word</li> <li>Listening for single sounds</li> </ul>
Unit 5 Firsts and lasts	<ul style="list-style-type: none"> <li>Talk about past events in your life</li> <li>Ask questions about the past</li> <li>Congratulate and sympathize with people</li> <li>Write a comment agreeing or disagreeing with an online post</li> <li>Summarize a story</li> </ul>	<ul style="list-style-type: none"> <li>Simple past</li> <li>Simple past negative and questions</li> </ul>	<ul style="list-style-type: none"> <li>Opinions and feelings</li> <li>Life events</li> </ul>	<ul style="list-style-type: none"> <li>Word stress</li> </ul>
Unit 6 Buy now, pay later	<ul style="list-style-type: none"> <li>Plan a shopping trip</li> <li>Talk about shopping habits</li> <li>Describe what you want in a store</li> <li>Write a script for a vlog</li> <li>Present an idea for a new invention</li> </ul>	<ul style="list-style-type: none"> <li><i>be going to</i></li> <li>Determiners</li> </ul>	<ul style="list-style-type: none"> <li>Money</li> <li>Shopping</li> </ul>	<ul style="list-style-type: none"> <li>Stressing important words</li> <li>Listening for weak words</li> </ul>
Review 2 (Review of Units 4–6)				



Functional language	Listening	Reading	Writing	Speaking
<ul style="list-style-type: none"> <li>Greet someone for the first time; greet someone you know; start conversations</li> </ul> <b>Real-world strategy</b> <ul style="list-style-type: none"> <li>Show interest and surprise</li> </ul>		<b>Email introductions</b> <ul style="list-style-type: none"> <li>Read and correct an email</li> </ul>	<b>A work email</b> <ul style="list-style-type: none"> <li>A formal email to someone you don't know</li> <li>Punctuation: capital letters</li> </ul>	<ul style="list-style-type: none"> <li>Talk about people you know</li> <li>Ask and answer questions about people in your life</li> <li>Talk about things you have in your bag</li> <li>Say <i>hello</i> and start a conversation</li> </ul> <b>Time to speak</b> <ul style="list-style-type: none"> <li>Talk about things in common</li> </ul>
<ul style="list-style-type: none"> <li>Explain, check, and solve a technology problem</li> </ul> <b>Real-world strategy</b> <ul style="list-style-type: none"> <li>Ask for repetition</li> </ul>	<b>How to be successful</b> <ul style="list-style-type: none"> <li>A podcast about what successful people do</li> </ul>		<b>A short post on a website</b> <ul style="list-style-type: none"> <li>A comment on a website post</li> <li>Spelling</li> </ul>	<ul style="list-style-type: none"> <li>Talk about your busy life</li> <li>Talk about what you do every day, etc.</li> <li>Talk about work spaces</li> <li>Talk on the phone/online</li> </ul> <b>Time to speak</b> <ul style="list-style-type: none"> <li>Talk about apps for work or study</li> </ul>
<ul style="list-style-type: none"> <li>Ask for information</li> </ul> <b>Real-world strategy</b> <ul style="list-style-type: none"> <li>Check information</li> </ul>	<b>Bike sharing</b> <ul style="list-style-type: none"> <li>A report about cycling in Mexico City</li> </ul>		<b>A short social media message</b> <ul style="list-style-type: none"> <li>A message to a bike sharing program</li> <li><i>and, but, and so</i></li> </ul>	<ul style="list-style-type: none"> <li>Talk about sports that are popular in your country</li> <li>Describe who you see</li> <li>Describe exercise routines</li> <li>Ask for information about a swimming pool</li> </ul> <b>Time to speak</b> <ul style="list-style-type: none"> <li>Talk about fitness programs</li> </ul>
<ul style="list-style-type: none"> <li>Make and accept invitations; plan where and when to meet</li> </ul> <b>Real-world strategy</b> <ul style="list-style-type: none"> <li>Give general excuses</li> </ul>	<b>Waiting for something special</b> <ul style="list-style-type: none"> <li>A news report about an unusual event</li> </ul>		<b>An invitation to an event</b> <ul style="list-style-type: none"> <li>An event announcement</li> <li><i>too, also, and as well</i></li> </ul>	<ul style="list-style-type: none"> <li>Talk about celebrations in your country</li> <li>Arrange to meet after English class</li> <li>Choose gifts</li> <li>Invite someone to an event</li> </ul> <b>Time to speak</b> <ul style="list-style-type: none"> <li>Talk about gifts for a trip</li> </ul>
<ul style="list-style-type: none"> <li>React to good and bad news</li> </ul> <b>Real-world strategy</b> <ul style="list-style-type: none"> <li>Check your understanding</li> </ul>		<b>First impressions</b> <ul style="list-style-type: none"> <li>Posts about experiences in a new place</li> </ul>	<b>Online comments</b> <ul style="list-style-type: none"> <li>A comment on a message board</li> <li>Agree and disagree</li> </ul>	<ul style="list-style-type: none"> <li>Talk about a special picture of you as a child</li> <li>Talk about a special day in your life</li> <li>Ask and answer questions about last weekend</li> <li>Respond to good and bad news</li> </ul> <b>Time to speak</b> <ul style="list-style-type: none"> <li>Talk about a famous event in the past</li> </ul>
<ul style="list-style-type: none"> <li>Explain your language problem; explain the function of the thing you want</li> </ul> <b>Real-world strategy</b> <ul style="list-style-type: none"> <li>Ask for words in English</li> </ul>	<b>Money lessons</b> <ul style="list-style-type: none"> <li>Stories about money problems</li> </ul>		<b>Top tips to save money</b> <ul style="list-style-type: none"> <li>A vlog script with suggestions for saving money</li> <li>Using referencing: <i>one</i> and <i>them</i></li> </ul>	<ul style="list-style-type: none"> <li>Talk about where you shop</li> <li>Plan a shopping trip</li> <li>Talk about shopping habits</li> <li>Explain what you want</li> </ul> <b>Time to speak</b> <ul style="list-style-type: none"> <li>Present a new invention</li> </ul>

	Learning objectives	Grammar	Vocabulary	Pronunciation
Unit 7 Eat, drink, be happy	<ul style="list-style-type: none"> <li>Talk about your favorite comfort food</li> <li>Design a food truck</li> <li>Explain what you want in a restaurant</li> <li>Write a comment about an online article</li> <li>Plan a party</li> </ul>	<ul style="list-style-type: none"> <li>Quantifiers</li> <li>Verb patterns</li> </ul>	<ul style="list-style-type: none"> <li>Naming food</li> <li>Describing food</li> </ul>	<ul style="list-style-type: none"> <li>/k/ and /g/ sounds</li> </ul>
Unit 8 Trips	<ul style="list-style-type: none"> <li>Discuss what to do in your town</li> <li>Talk about a trip you went on</li> <li>Give advice and make suggestions</li> <li>Write advice on living in another country</li> <li>Plan a short trip</li> </ul>	<ul style="list-style-type: none"> <li><i>if</i> and <i>when</i></li> <li>Giving reasons using <i>to</i> and <i>for</i></li> </ul>	<ul style="list-style-type: none"> <li>Traveling</li> <li>Transportation</li> </ul>	<ul style="list-style-type: none"> <li>Long and short vowel sounds</li> <li>Listening for intonation</li> </ul>
Unit 9 Looking good	<ul style="list-style-type: none"> <li>Compare stores and what they sell</li> <li>Talk about people in photos</li> <li>Ask for and give opinions</li> <li>Write a paragraph describing a photo</li> <li>Create and present an ad</li> </ul>	<ul style="list-style-type: none"> <li>Comparative adjectives</li> <li>Superlative adjectives</li> </ul>	<ul style="list-style-type: none"> <li>Accessories</li> <li>Appearance</li> </ul>	<ul style="list-style-type: none"> <li>/ɜ:/ vowel sound</li> </ul>
Review 3 (Review of Units 7–9)				
Unit 10 Risky business	<ul style="list-style-type: none"> <li>Talk about how to avoid danger at work</li> <li>Make predictions about your future</li> <li>Describe a medical problem and ask for help</li> <li>Write an email to your future self</li> <li>Plan a reality TV show</li> </ul>	<ul style="list-style-type: none"> <li><i>have to</i></li> <li>Making predictions</li> </ul>	<ul style="list-style-type: none"> <li>Jobs</li> <li>Health problems</li> </ul>	<ul style="list-style-type: none"> <li>Final consonant sounds</li> </ul>
Unit 11 Me, online	<ul style="list-style-type: none"> <li>Talk about what you've done and what you've never done</li> <li>Talk about what you've done, and when</li> <li>Make and respond to requests</li> <li>Write comments about an infographic</li> <li>Create a video or vlog</li> </ul>	<ul style="list-style-type: none"> <li>Present perfect for experience</li> <li>Present perfect and simple past</li> </ul>	<ul style="list-style-type: none"> <li>Verb-noun internet phrases</li> <li>Social media verbs</li> </ul>	<ul style="list-style-type: none"> <li>Final /m/ and /n/ sounds</li> </ul>
Unit 12 Outdoors	<ul style="list-style-type: none"> <li>Talk about the weather</li> <li>Describe places, people, and things</li> <li>Ask for and give directions</li> <li>Write simple instructions</li> <li>Create a tourism campaign for your country</li> </ul>	<ul style="list-style-type: none"> <li><i>be like</i></li> <li>Relative pronouns: <i>who</i>, <i>which</i>, <i>that</i></li> </ul>	<ul style="list-style-type: none"> <li>Weather</li> <li>Landscapes and cityscapes</li> </ul>	<ul style="list-style-type: none"> <li>/w/ at the beginning of a word</li> <li>Listening for <i>t</i> when it sounds like <i>d</i></li> </ul>
Review 4 (Review of Units 10–12)				
Grammar charts and practice, pages 129–140    Vocabulary exercises, pages 141–152				



Functional language	Listening	Reading	Writing	Speaking
<ul style="list-style-type: none"> <li>Order food; take an order; ask questions about food; ask for the check</li> </ul> <b>Real-world strategy</b> <ul style="list-style-type: none"> <li><i>I mean</i></li> </ul>		<b>Foods</b> <ul style="list-style-type: none"> <li>An article about the Impossible Burger</li> </ul>	<b>Comments on Impossible Foods</b> <ul style="list-style-type: none"> <li>A comment on an article</li> <li><i>I (don't) think; If you ask me; For me</i></li> </ul>	<ul style="list-style-type: none"> <li>Talk about special meals</li> <li>Talk about your favorite comfort food</li> <li>Talk about a food truck</li> <li>Order food from a menu</li> </ul> <b>Time to speak</b> <ul style="list-style-type: none"> <li>Talk about the perfect party</li> </ul>
<ul style="list-style-type: none"> <li>Give advice and make suggestions; respond to advice and suggestions</li> </ul> <b>Real-world strategy</b> <ul style="list-style-type: none"> <li>Echo questions</li> </ul>	<b>Leaving home</b> <ul style="list-style-type: none"> <li>A radio show about living in another country</li> </ul>		<b>Listeners' comments</b> <ul style="list-style-type: none"> <li>A comment on advice from listeners</li> <li>Phrases to respond to advice</li> </ul>	<ul style="list-style-type: none"> <li>Talk about a good vacation</li> <li>Talk about your town</li> <li>Talk about a long trip you took</li> <li>Give advice to a visitor in your town</li> </ul> <b>Time to speak</b> <ul style="list-style-type: none"> <li>Talk about planning a trip</li> </ul>
<ul style="list-style-type: none"> <li>Ask for an opinion; give a positive opinion; give a negative or neutral opinion</li> </ul> <b>Real-world strategy</b> <ul style="list-style-type: none"> <li><i>I guess</i></li> </ul>		<b>Image is everything</b> <ul style="list-style-type: none"> <li>An article about advertising</li> </ul>	<b>Advertising contest</b> <ul style="list-style-type: none"> <li>An email submission to a contest</li> <li>Punctuation: periods, capital letters, and commas</li> </ul>	<ul style="list-style-type: none"> <li>Talk about appearance</li> <li>Compare clothes stores</li> <li>Talk about your best photos</li> <li>Give your opinion of clothes</li> </ul> <b>Time to speak</b> <ul style="list-style-type: none"> <li>Talk about making an ad</li> </ul>
<ul style="list-style-type: none"> <li>Offer help; ask for information about the problem; ask someone for help</li> </ul> <b>Real-world strategy</b> <ul style="list-style-type: none"> <li><i>It's like / It feels like</i></li> </ul>		<b>Face your fears</b> <ul style="list-style-type: none"> <li>An article about a personal experience</li> </ul>	<b>An email to myself</b> <ul style="list-style-type: none"> <li>An email giving advice</li> <li><i>anyway, by the way</i></li> </ul>	<ul style="list-style-type: none"> <li>Talk about things you're afraid of</li> <li>Talk about dangers at work or study</li> <li>Predict future events</li> <li>Explain a medical problem</li> </ul> <b>Time to speak</b> <ul style="list-style-type: none"> <li>Talk about reality TV</li> </ul>
<ul style="list-style-type: none"> <li>Make requests; respond to requests; ask for permission; refusing</li> </ul> <b>Real-world strategy</b> <ul style="list-style-type: none"> <li>Remember words</li> </ul>		<b>Selfies</b> <ul style="list-style-type: none"> <li>An infographic</li> </ul>	<b>Positive and negative comments</b> <ul style="list-style-type: none"> <li>A short comment on selfies</li> <li>Saying something positive or negative</li> </ul>	<ul style="list-style-type: none"> <li>Talk about screens</li> <li>Ask and answer questions about experiences</li> <li>Ask and answer questions about online habits</li> <li>Make requests in specific situations</li> </ul> <b>Time to speak</b> <ul style="list-style-type: none"> <li>Talk about online videos</li> </ul>
<ul style="list-style-type: none"> <li>Ask for directions; give directions</li> </ul> <b>Real-world strategy</b> <ul style="list-style-type: none"> <li>Correct yourself</li> </ul>	<b>Guerrilla gardening</b> <ul style="list-style-type: none"> <li>An interview with a guerrilla gardener</li> </ul>		<b>How to ...</b> <ul style="list-style-type: none"> <li>A list of instructions on how to do something</li> <li><i>first, then, next, now, finally</i></li> </ul>	<ul style="list-style-type: none"> <li>Talk about hot and cold weather</li> <li>Talk about weather in different cities in the world</li> <li>Talk about people, objects, and places</li> <li>Ask for directions, check you understand</li> </ul> <b>Time to speak</b> <ul style="list-style-type: none"> <li>Talk about advertising your country</li> </ul>

## CLASSROOM LANGUAGE

### 1.02 Asking for help

How do you say that in English?

What does \_\_\_\_\_ mean?

How do you spell \_\_\_\_\_?

How do you pronounce this word?

Sorry, can you repeat that, please?

Sorry, I don't understand.

### Working in pairs and groups

Who wants to start?

Who wants to go first?

Whose turn is it?

It's my turn.

It's your turn.

OK. What do you have for number 1?

Let's compare answers.



www.ketab.ir